


Applications

- Military Tactical Radios
- Military Radar
- Test and Measurement Equipment
- Industrial and Medical Equipment

Features

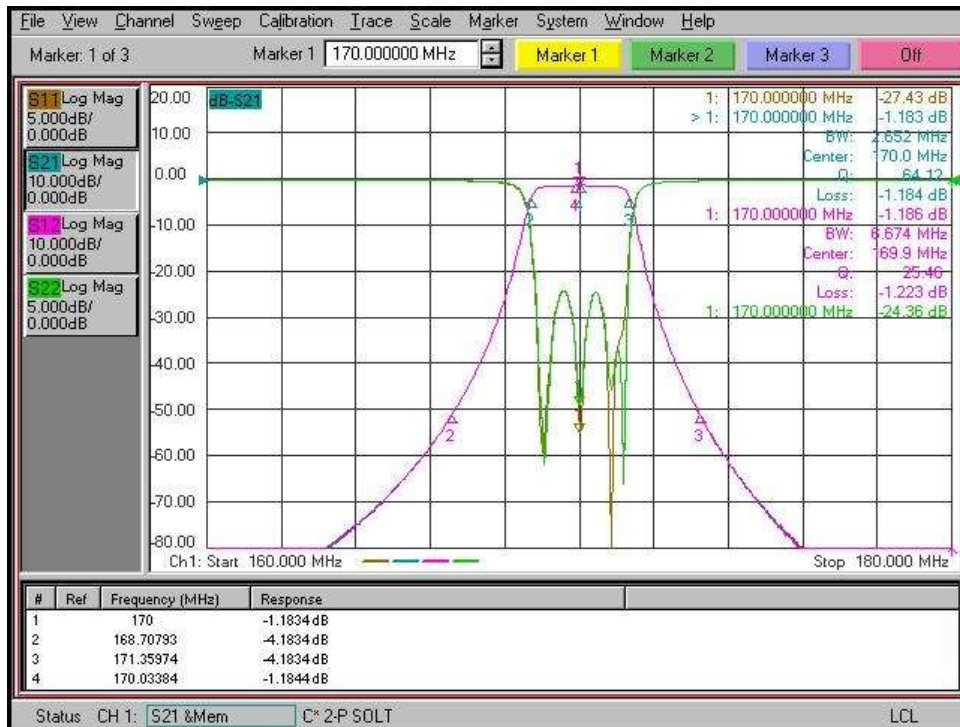
- Frequency controlled by Electrical RS232C or USB Standard
- Below 1.2 dB Insertion Loss at center frequency
- 100 Watt CW power handling



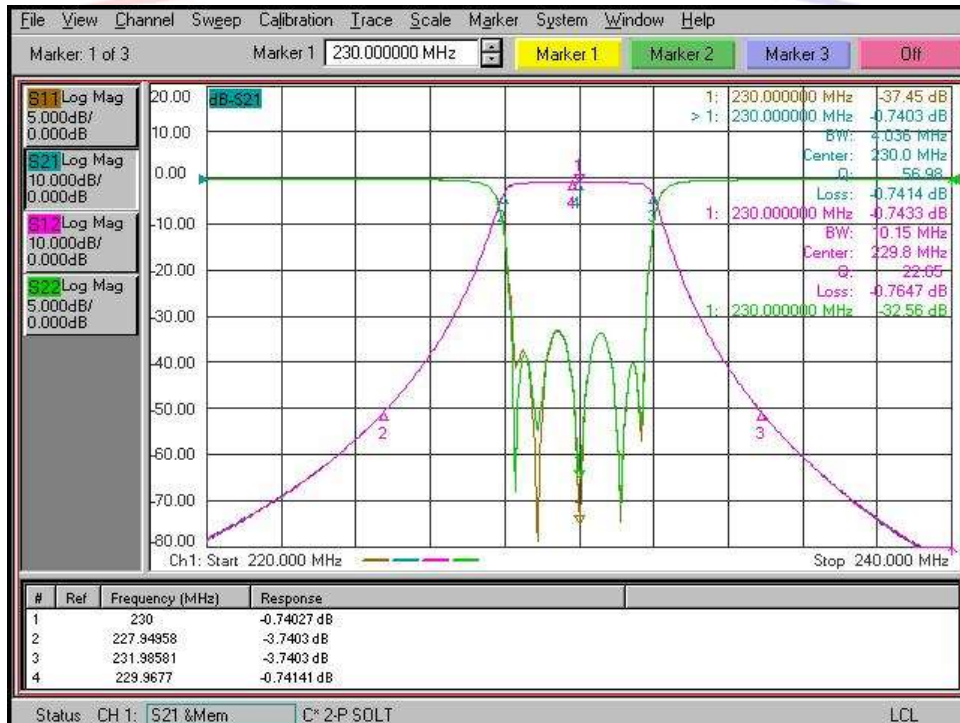
Specifications

Parameters	Specifications	Remarks
Frequency range	170 MHz ~ 290 MHz	
Insertion Loss	1.2 dB Max. @ Center Frequency	
Return Loss	15.0 dB Min. @ Center Frequency	
Frequency Accuracy	50 kHz Max.	
3 dB % BW	2% Max.	
Shape Factor (50 dB / 3 dB)	3.0 Max.	
Maximum Input Power	100 W CW	
Control Interface	RS232C or USB Standard	
DC Bias Voltage	+24 V ~ +28 V	
DC Bias Current	1000 mA Max. (During tuning) 400 mA Max. (Standby time)	
Input/Output RF Connectors	SMA Female	
Impedance	50 Ω	
Operating Temperature	-10 °C ~ +55 °C	
Dimensions [W x D x H]	470.0 x 360.0 x 50.0 mm	Exclude Connectors

Typical Response



Fc 170 MHz, 1.18 dB IL



Fc 230 MHz, 0.74 dB IL



Fc 290 MHz, 0.53 dB IL

